


Laccati lucidi e opachi



VERDE CHIARO MIL 041




CELESTE MIL 801



VERDE ACQUA RAL 5018



BLU RAL 5005




ROSA MIL 511



FUCSIA RAL 4010



VIOLETTO RAL 4008




ROSSO RUBINO RAL 3003




ARANCIO RAL 2003




ROSSO TRAFFICO RAL 3020



GRIGIO PERLA RAL 7047



GRIGIO SCURO RAL 7011




PANNA RAL 9001




GRIGIO BEIGE RAL 1019



CIOCCOLATO RAL 8016




NERO RAL 9017




BIANCO


Essenze laminato




ROVERE SCURO



AVENA GRAFFIATO



ROVERE SBIANCATO



ROVERE GRAFFIATO

Fare riferimento alle cartelle RAL e legni

Legno larice tinto



LARICE GRIGIO SCURO




LARICE GRIGIO PERLA



LARICE BIANCO NEVE



LARICE MIELE




LARICE ROSSO RUBINO



LARICE MANDARINO




LARICE BLU MARINO



LARICE VERDE SCURO



LARICE VERDE PRIMAVERA



LARICE WENGE



LARICE BEIGE SOIA



LARICE ORO

Legno rovere tinto



ROVERE NERO



ROVERE GRIGIO FUMO



ROVERE GRIGIO SABBIA




ROVERE BIANCO




ROVERE MORO




ROVERE ARANCIO



ROVERE BORDEAUX



ROVERE LAVANDA



ROVERE NATURALE

Fare riferimento alle cartelle RAL e legni